

LIGHT FIDELITY (LI-FI)-THE FUTURE TECHNOLOGY IN WIRELESS COMMUNICATION

Niraj.S.Dhangar¹, Prof.S.M.Patil²

¹PG Scholar, ²Professor, Electronics and Telecommunication Department,

Datta Meghe College of Engineering, Mumbai University Airoli, Navi Mumbai, Maharashtra, (India)

ABSTRACT

The first word that comes to your mind when you read the title is Wi-Fi (wireless fidelity), most of us are familiar to this, it uses 2.4-5 GHz RF (radio frequency) to deliver internet access around a wide area. Whenever you are using internet over a wireless network you may be deprived of the speed over that network. As more and more user's get connected to the network, the rate of data transfer gets reduced. So when people with their many devices access wireless internet, clogged airwaves are going to make it increasingly difficult to latch onto a reliable signal. The wireless network uses radio waves for the transmission of the data. But radio waves are just one part of the spectrum that can carry our data. We have become quite dependent upon this nearly ubiquitous service. But like most technologies, it has its limitations. So a question arises in our mind that can't we use the other part of the spectrum? The answer is "YES". The part of spectrum that we can use conveniently is the visible spectrum. German physicist, Dr. Harald Haas, has put forward the idea of "Data through Illumination"—taking the fiber out of fiber optics by sending data through an LED light bulb that varies in intensity faster than the human eye can follow. He envisions a future where data for laptops, smart phones, and tablets is transmitted through the light in a room. And security would be snap— if you can't see the light, you can't access the data.

Keywords: *LED (Light Emitted Diode), PPM, FSK.*

I. INTRODUCTION OF LI-FI

The technology of Li-Fi began during the 1990's in countries like Germany Korea and Japan where they discovered LED's could be retrofitted to send information. Haraldhass continues to wow the world with the potential to use light for communication. As in now days we are just using radio spectrum to make communication and using radio waves as a packet carrier. Li-Fi refers to wireless communication systems that have light as a carrier rather than of radio frequencies, Radio frequency technology using the Wi-Fi. Li-Fi always uses the electromagnetic sensitive areas such as in aircraft or nuclear power plants, without causing the environment. However, the light waves used cannot effect by the walls, which make Li-Fi significantly more secure relative to Wi-Fi[5].

The current wireless communication uses radio waves. But the radio spectrum is very short and the no of users are increasing every day. There are around 1.4 million masts in world-wide and about 8 billion users and increasing day-by-day. By the increasing of more and more users radio spectrum is unable to give proper bandwidth to each user. To overcome the spectrum one technology was introduced by Dr. Harald Haas in July,

2011, i.e. wireless communication using visible light. This new communication technology was named as Li-Fi (light fidelity). In Li-Fi the radio waves were replaced by the visible light to communicate This was named as Visible Light Communication (VLC) [3].

II.ELECTROMAGNETIC SPECTRUM

The electromagnetic spectrum is the range of all possible frequencies of electromagnetic radiation. The "electromagnetic spectrum" of an object has a several meaning, instead of the characteristic distribution of electromagnetic radiation emitted or absorbed by that particular object.

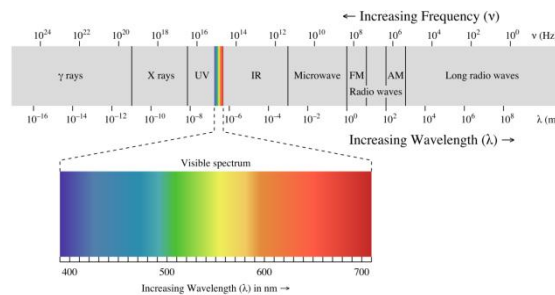


Figure 1: Electromagnetic Spectrum

A Range of the spectrum Electromagnetic waves are defined by any of the following three physical properties: frequency *f*, wavelength *λ*, or Photon energy *E*. Frequencies observed in a astronomy range from 2.4×10²³ Hz (1 GeV gamma rays) down to the local plasma frequency of the ionized interstellar medium (~1 K Hz). Wave frequency is directly proportional to the Wavelength, so gamma ray contains size like an atom due to very short wave length; however, spectrum wavelength is so much longer like a universe. Due to the proportionality of photon with respect to wave frequency, gamma ray photons have the highest energy (around a billion electron volts). However radio wave photons have very low energy (around a femto electron volt). These relations are illustrated by the following equations:

$$F = \frac{c}{\lambda}, \text{ or } F = \frac{E}{h}, \text{ or } E=hc/\lambda$$

Where:

c = 299,792,458 m/s is the speed of light in vacuum and

h = 6.62606896(33) × 10⁻³⁴ J s = 4.13566733(10) × 10⁻¹⁵ eV is Planck's constant.

VLC (Visible Light Communication)

The general term visible light communication (VLC) includes any use of the visible light portion of the electromagnetic spectrum to transmit information. Many people’s first exposure to optical wireless technology was VLC [4]. This emerging technology offers optical wireless communications by using visible light. The visible spectrum is 10000 times larger than that of radio spectrum. The premise behind VLC is that because light is present everywhere now a days, communications can ride along for nearly free. One of the biggest attractions of VLC is the energy saving of LED technology. 19% of the worldwide electricity is using by light.

A VLC interest group is certified by the IEEE 802.15. The final standard was approved in 2011. The standard of VLC specifies VLC comprising between mobile-to-mobile (M2M), fixed-to-mobile (F2M) and infrastructure-to-mobile (I2M) communications. The main motive of the VLC is to focus on the medium-range communications for intelligent traffic systems at low-speed and on high-speed, short-range mobile to mobile

and fixed to mobile communications to exchange, for example, video, audio data. Data rates are supported from some 100 kbps up to 100 Mbps using different modulation schemes [4].

III. DRAWBACKS OF CURRENT WIRELESS TECHNOLOGY

The current wireless communication uses radio waves. But the radio spectrum is very short and the no of users are increasing every day. There are around 1.4 million masts in world-wide and about 8 billion users and increasing day-by-day. By the increasing of more and more users radio spectrum is unable to give proper bandwidth to each user.

So there are some drawbacks of current wireless system are as given below:

Availability: Even though current wireless system promises the large coverage area, but they are not available in remote areas. In remote area planting a base station is not affordable for communication companies. Hence availability of RF communication is having limitations.

Efficiency: There are 1.4 million cellular radio masts deployed worldwide? And these cellular radio masts are base stations. And here more than five billion of cellular devices are present. These RF cellular masts consume lot of energy. Most of the energy is not used to transmit data but to cool the base stations. These cellular must have efficiency up to 5%. Hence RF communication is inefficient.

Capacity: With these mobile phones, we can transmit more than 600 terabytes of data in a month. And wireless communications has become a utility like electricity and water. Because of this importance I decided to look into the issues of this technology. Water is so fundamental to our lives. RF communication has a problem of a limited bandwidth, hence it running out of capacity.

Security: Radio waves Radiofrequency can penetrate through wall and hence it can be hacked. Wi-Fi networks that are open (unencrypted) can be monitored and used to read and copy data which is transmitted over the network. While another security method is used to secure the data, like a VPN (virtual private network) or a secure web page.

IV. LI-FI WORKING

Li-Fi is typically implemented using white LED light bulbs at the downlink transmitter. These devices are basically used to discover only by applying a constant current. While by using the fast and suitable variations of the current, the optical output can be made to reach at a high speeds. This type of property of optical current is used in Li-Fi setup. The type of operational procedure is so simple-, if the LED is on, you can transmit a digital 1 and if the LED is off then you can transmit a 0. By switching the LED on and off, very quickly, gives nice opportunities for transmitting data hence all this is possible by LEDs and a controller that coded data into those LEDs. The data rate can be varied at which the LED's flicker depending upon the data we want to encode. Further experiments can be made in this method, by using an array of LEDs for parallel data transmission, or by applying the mixtures of red, green and blue LED to alter the light's frequency with each frequency encoding a different data channel. Such experiments promise a theoretical speed of 10 Gb/s – meaning one can download a full high-definition film in just 30 seconds. When a constant current is applied to an LED light bulb a constant stream of photons are emitted from the bulb which is observed as visible light. The light dims up and down when the current is varied slowly. LED bulbs are semi-conductor devices by which a output can be modulated at

extremely high speeds which can be detected by a photo-detector device and converted back to electrical current.

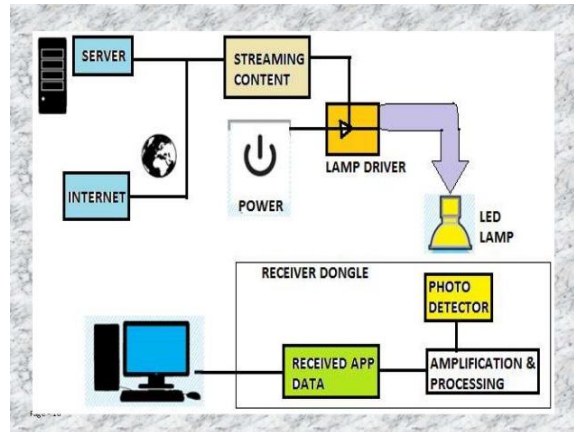


Figure 2: Working Process of Li-Fi

Due to the intensity modulation imperceptible in to the human eye, a communication is just becomes seamless as RF. High speed information can be transmitted from an LED light bulb by using this technique [3].

V. MODULATION TECHNIQUES USED IN LI-FI

In order to actually send out data via LED, like any multimedia data, it is necessary to modulate these into a carrier signal. This carrier signal consists of light pulses sent out in short intervals.

How these are basically depends on the chosen modulation three of which are:

5.1 Pulse-Position Modulation (PPM)

Sub-Carrier Inverse PPM (SCIPPM), method whose structure is divided into two parts (1) sub-carrier part and (2) DC part. The DC part is only for lighting or indicating. When there is no need of lighting or indicating SCPPM (Sub-Carrier PPM) is used for VLC to save energy.

5.2 Frequency Shift Keying (FSK)

In frequency shift keying (FSK) data is represented by varying frequencies of the carrier wave. Before transmitting two distinct values (0 and 1), there need to be two distinct frequencies. This is also the normal form of frequency { shift keying, called binary frequency shift keying (BFSK).

5.3 SIM-OFDM Technique (Sub-Carrier Index Modulation OFDM)

Unlike traditional OFDM depicted in the SIM-OFDM on scheme technique splits the serial bit-stream B into two bit-sub streams of the same length [3]. Unlike traditional OFDM depicted in the SIM-OFDM technique splits the serial bit-stream B into two bit-sub streams of the same length. . The next step is to select two different modulation alphabets M_H and M_L (*i.e.* 4-QAM and BPSK) to be assigned to the first and the second subsets of the first bit-sub stream.

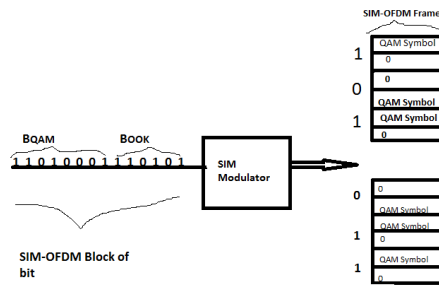


Figure3: Modified SIM-OFDM Modulation

For spectrally-efficient implementation, the majority subset of the first bit-sub stream is allocated the high-order modulation while the minority subset is allocated the low-order modulation (e.g. BPSK). Finally, the second bit-sub stream is mapped by modulating the subcarriers belonging to the majority subset according to the constellation size of MH , and the third bit-sub stream is mapped by modulating the subcarriers belonging to the minority subset according to the constellation size of ML . Fig. illustrates an example on SIM using two different modulation instead of OOK modulation[3].

VI. DIFERENCE BETWEEN LI-FI AND WI-FI

s.	Parameters	Wireless Technologies	
		Light Fidelity	Wireless Fidelity
	Speed for data transfer	Faster transfer speed (>1 Gbps)	Data Transfer speed (150 Mbps)
	Medium through which data transfers occurs	Used Light as a carrier	Used Radio spectrum
	Spectrum Range	Visible light spectrum has 10,000 time broad spectrum in comparison to radio frequency	Radio frequency spectrum rang less than visible light spectrum.
	Cost	Cheaper than Wi-Fi because free band doesn't need license and it uses light.	Expensive in comparison to I because its uses radio spectrum.
	Network topology	Point to point	Point to point
	Operating frequency	Hundreds of Tera Hz	2.4 GHz

VII.CONCLUSION

Li-Fi solve issues such as the shortage of radio-frequency bandwidth and also allow internet where traditional radio based wireless isn't allowed such as aircraft or hospitals. If his technology can be put into practical use then every bulb can be used something like a Wi-Fi hotspot to transmit wireless data and we will proceed toward the safe, attractive, and beautiful future. The new technology Li-Fi is currently attracting a great deal of interest of researchers because it may offer a great and very efficient alternative to radio-based wireless. One of the shortcomings is that it can only work in direct line of sight.

REFERENCES

- [1]. Tsonev, D., Sinanović, S., and Haas, H., “Novel Unipolar Orthogonal Frequency Division Multiplexing(U-OFDM) for Optical Wireless,” in [Proc. of the Vehicular Technology Conference (VTC Spring)], IEEE, IEEE, Yokohama, Japan (May 6–9 2012).
- [2]. Khalid, A. M., Cossu, G., Corsini, R., Choudhury, P., and Ciaramella, E., “1-Gb/s Transmission Over a Phosphorescent White LED by Using Rate-Adaptive Discrete Multitone Modulation,” IEEE Photonics Journal 4, 1465–1473 (Oct. 2012).
- [3]. Azhar, A., Tran, T., and O’Brien, D., “A Gigabit/s Indoor Wireless Transmission Using MIMO-OFDM Visible-Light Communications,” IEEE Photonics Technology Letters 25, 171–174 (Jan.15 2013).
- [4]. Elgala, H., Mesleh, R., and Haas, H., “Indoor Optical Wireless Communication: Potential and State-of-the-Art,” IEEE Commun. Mag. 49, 56–62 (Sept. 2011). ISSN: 0163-6804.
- [5]. Harald, B., Nikola, S., Dobroslav, T., Stefan, V., and Harald, H., “VLC: Beyond Point-to-Point Communication,” IEEE Communications Magazine pre-print availableat: <http://www.eng.ed.ac.uk/drupal/hxh/publications/> (2014).
- [6]. Fernando, N., Hong, Y., and Viterbo, E., “Flip-OFDM for Optical Wireless Communications,” in [Information Theory Workshop (ITW)], 5–9, IEEE, IEEE, Paraty, Brazil (Oct., 16–20 2011).
- [7]. Fakidis, J., Tsonev, D., and Haas, H., “A Comparison Between DCO-OFDMA and Synchronous One-dimensional OCDMA for Optical Wireless Communications,” in [Proc. of the IEEE International Symposium on Personal, Indoor and Mobile Radio Communications (PIMRC 2013)], IEEE, IEEE, London, UK (Sept.8–11, 2013).
- [8]. Rahaim, M. B., Vegni, A. M., and Little, T. D. C., “A hybrid radio frequency and broadcast visible light communication system,” in [IEEE Global Communications Conference (GLOBECOM 2011) Workshops],
- [9]. Chandrasekhar, V., Andrews, J., and Gatherer, A., “Femtocell Networks: A Survey,” IEEE Communications Magazine 46(9), 59–67 (2008).92–796 (5-9 Dec 2011).